



# Center for Public Opinion Research

**Bexar County Budget Survey**

May 2026

Prepared for the Bexar County Commissioners Court

Contact: Bryan Gervais, [bryan.gervais@utsa.edu](mailto:bryan.gervais@utsa.edu)

# Study Overview

- Countywide survey of Bexar County residents conducted online May 1–12, 2026
- Focused on residents' budget priorities
- Bexar County Panel: Probability-based panel (~3,000 adults) recruited using RDD, RBS, and ABS methods
  - Designed to provide broad county representation and support longitudinal research
- Fraud prevention and bot screening implemented in Qualtric Fast completions flagged for review

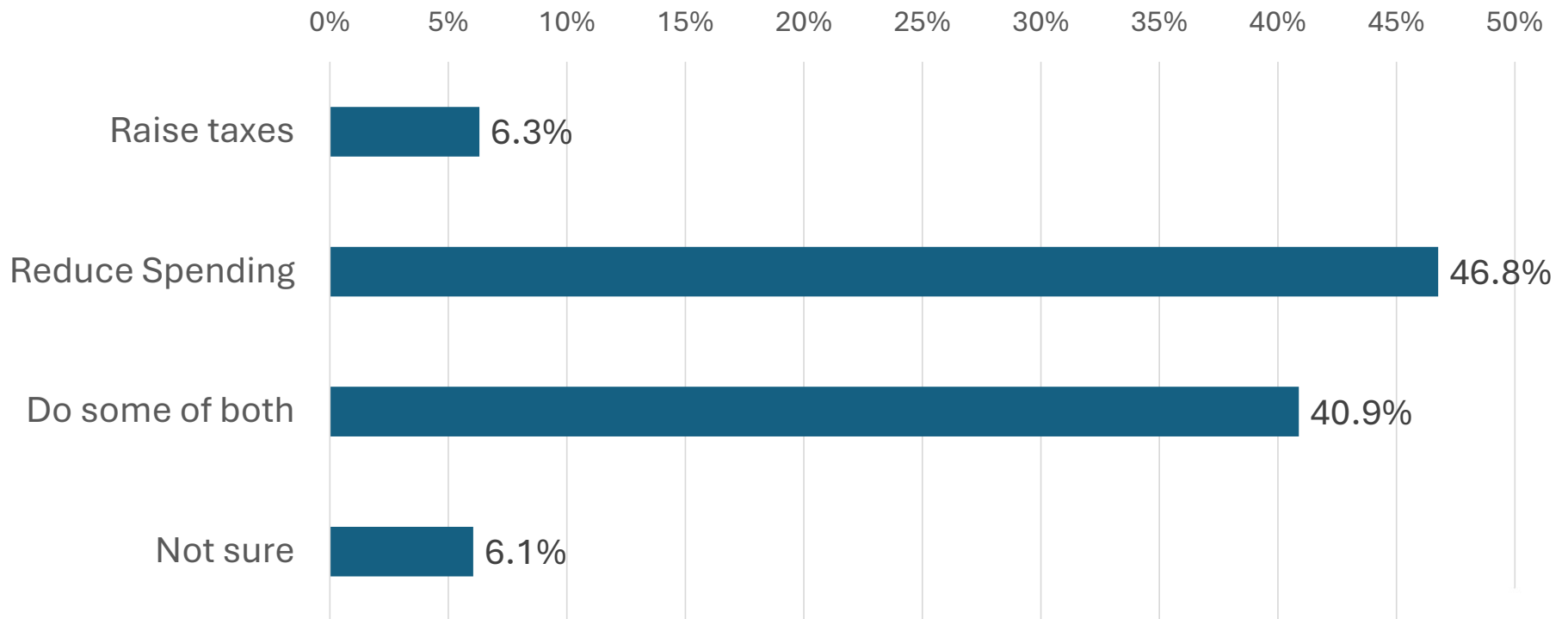
# Sample

- Contacted 2,958 Bexar County Panelists
- Response rate: 47%
- Completion rate: 98%
- Sample: 1,300

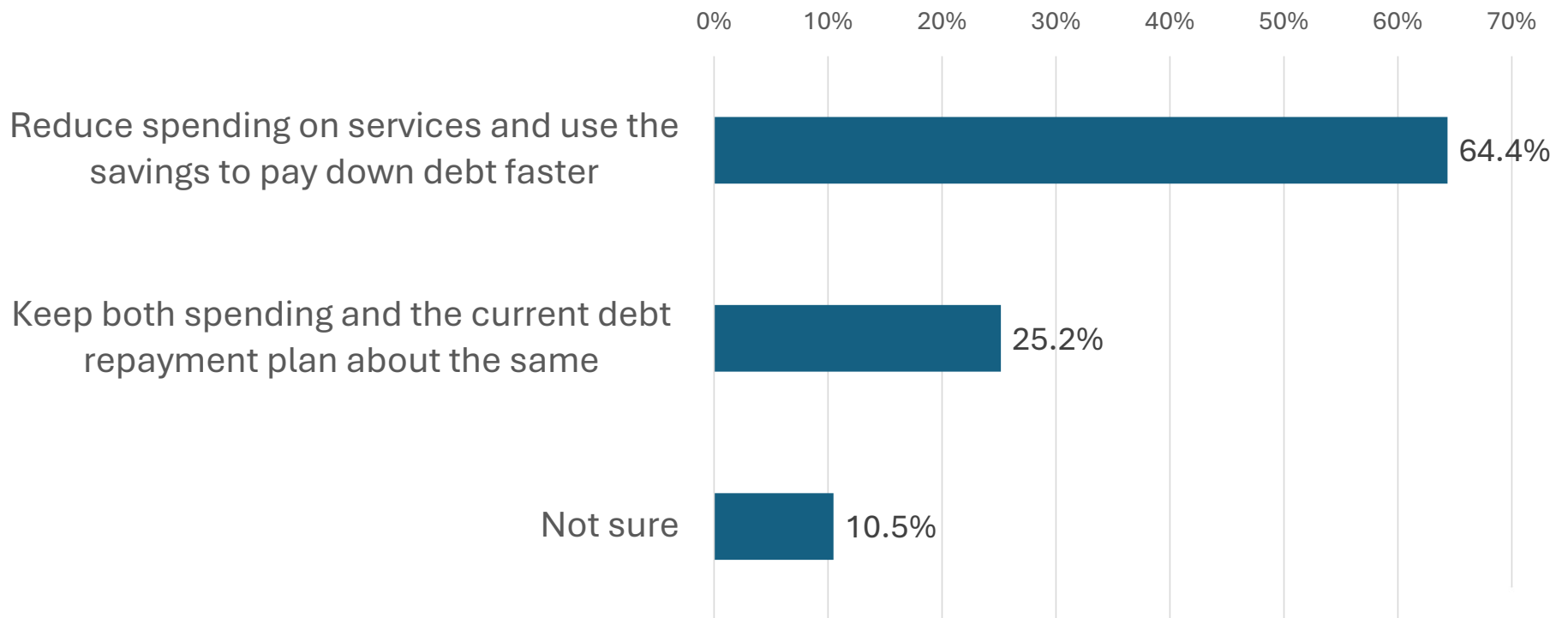
# Sample

- Population weight (raking)
  - ACS 1-year estimates for Bexar County: weighted on **education, race and ethnicity, age, gender, income**
  - Weighted on **county commissioner precinct** (even distribution)
  - Imputed missing values on each of the above to reduce missing weight values
- Effective sample (weighting): 1,285
- Margin of error: +/- 2.7%

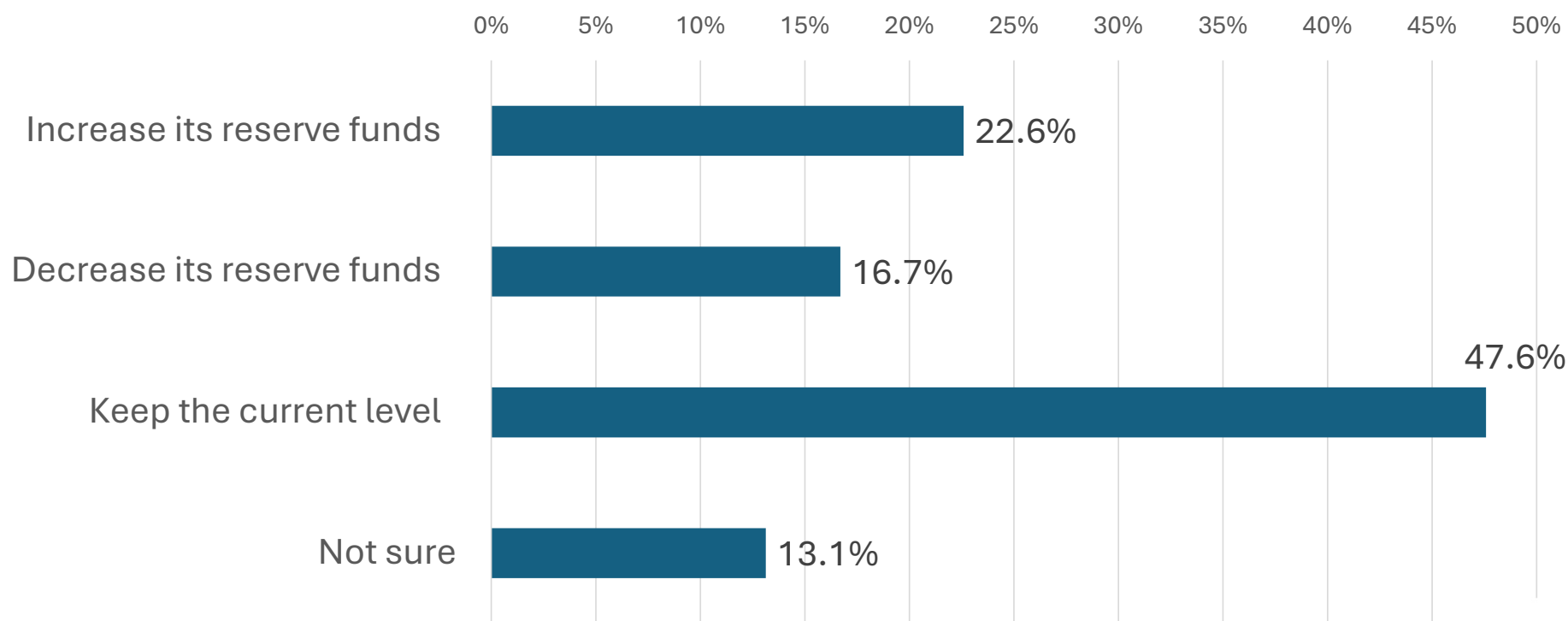
“Like all local governments, Bexar County must balance its budget each year. The FY 2025-2026 adopted budget was \$2.83 billion. If the County faced a gap between revenue and expenses, what approach would you prefer?”



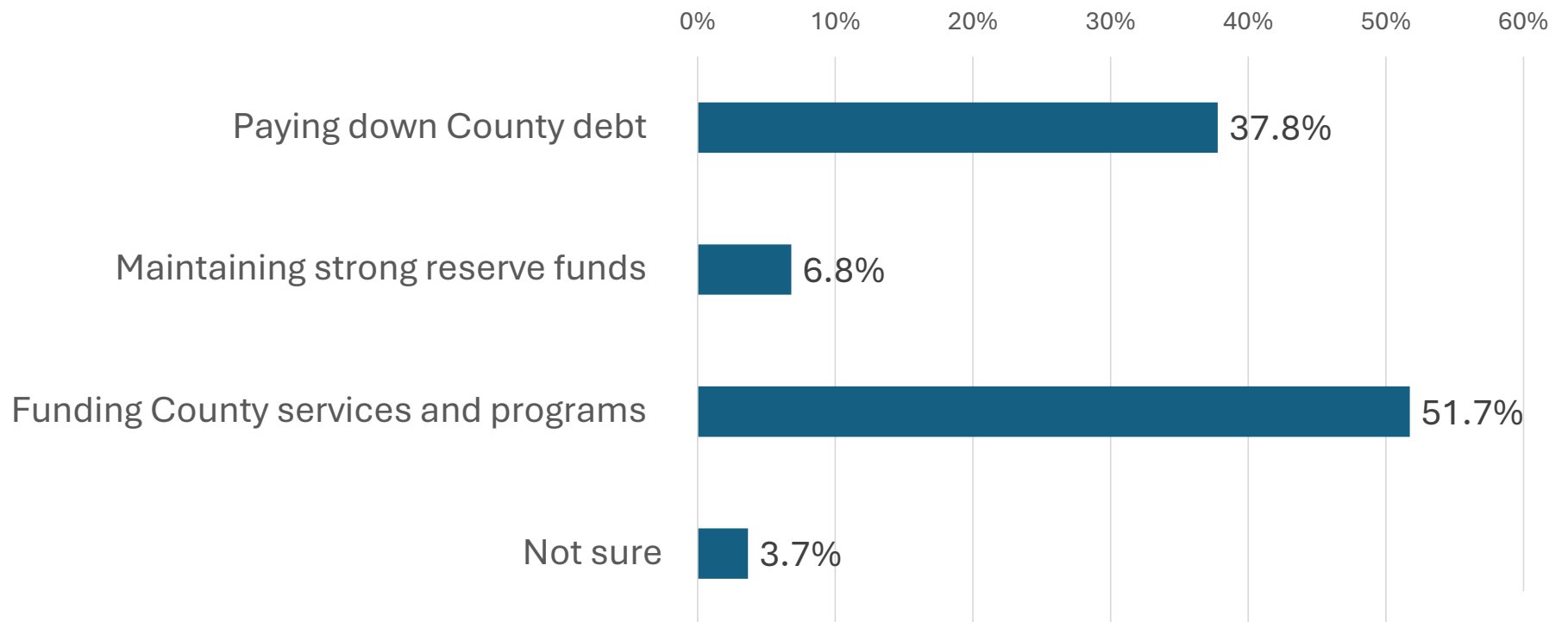
“Bexar County currently has about \$2.4 billion in total debt, which equals roughly \$1,651 per resident. This is the highest total debt per capita among counties in Texas. Which of the following approaches do you think the County should take regarding its debt?”



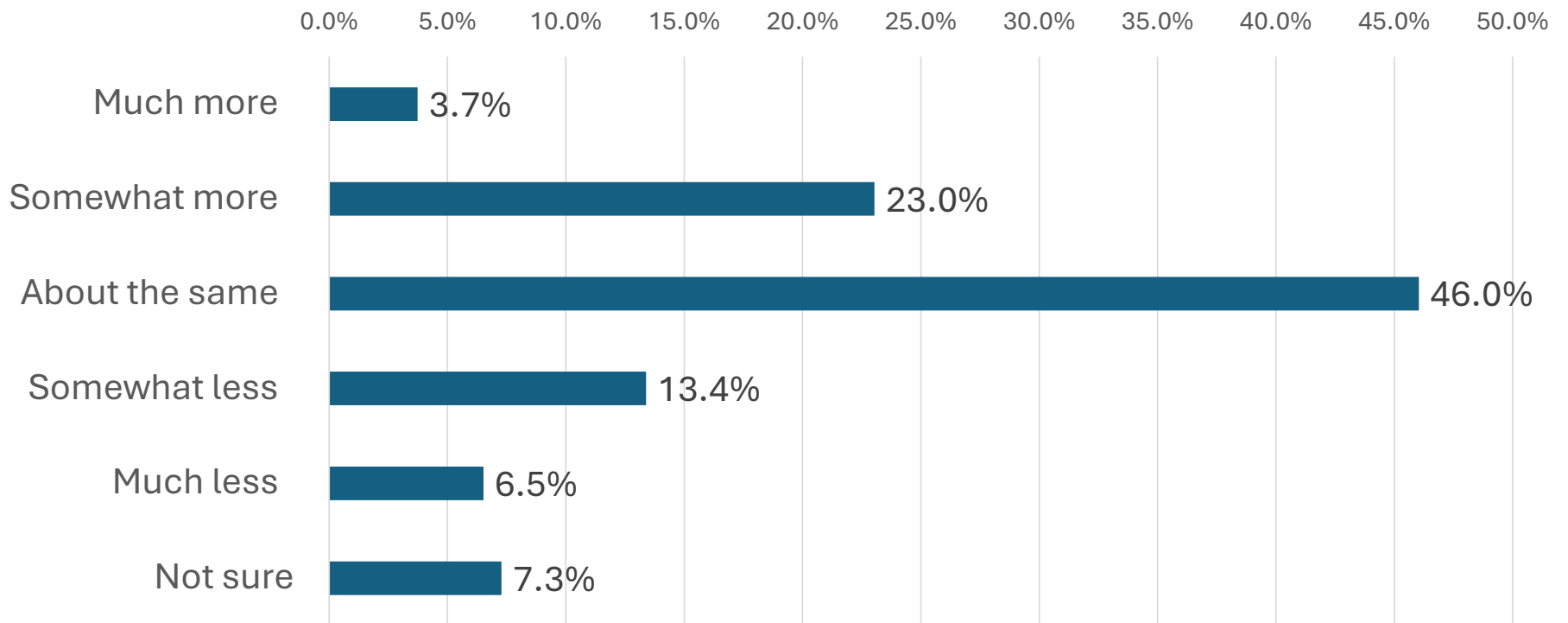
“Bexar County also keeps reserve funds (similar to a savings account) for emergencies and economic downturns. In FY 2025-2026, these were \$269.5 million, which is about 9.5% of the County’s \$2.83 billion budget. Should the County:”



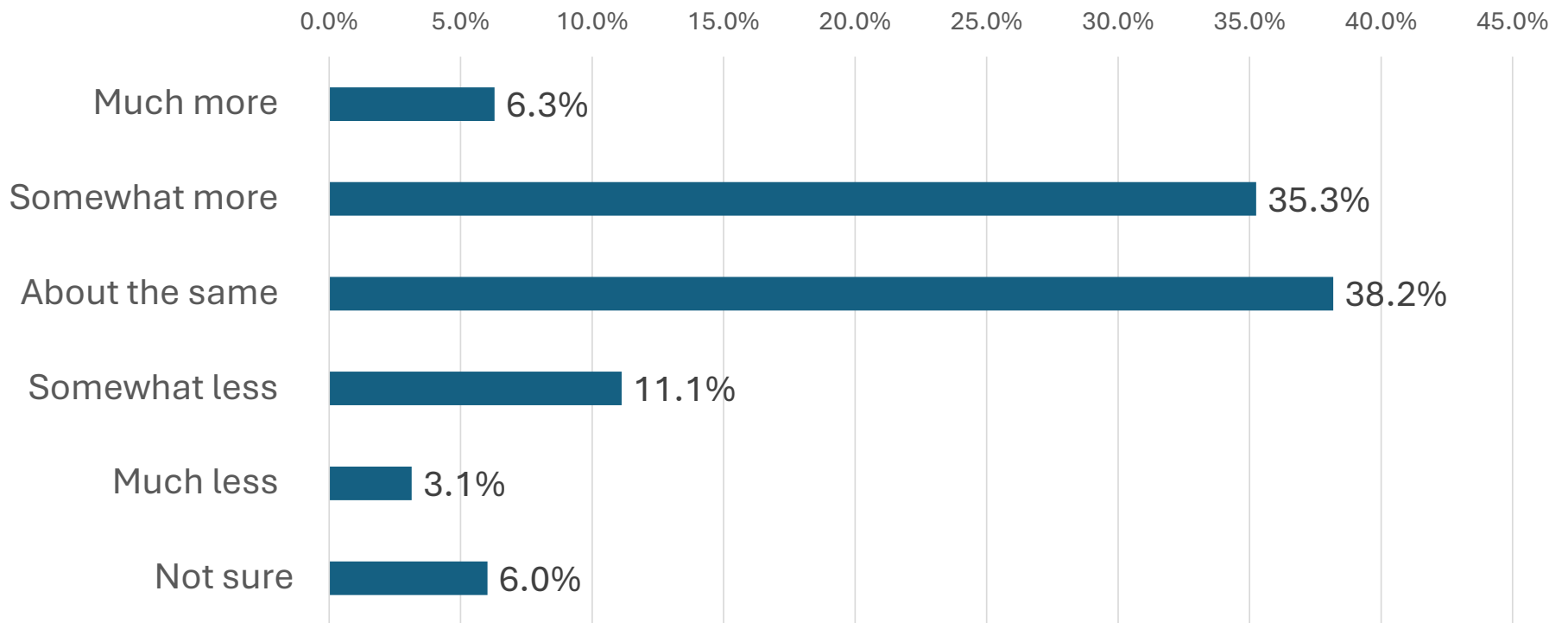
“If you had to choose one top financial priority for the County, which would it be?”



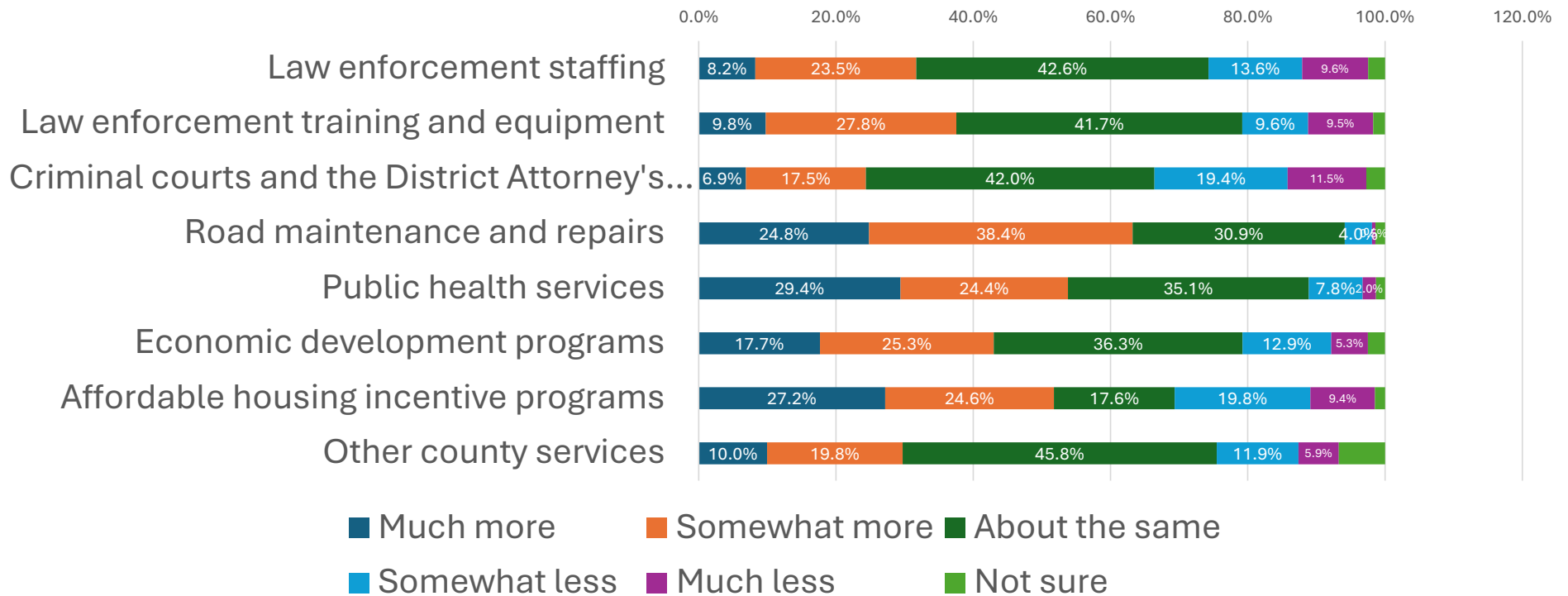
“The County allocated \$991.7 million in the FY 2025-2026 budget to day-to-day services (public safety, courts, health services, etc.). Do you believe the County should spend more, less, or about the same on day-to-day services?”



“Do you believe the County should spend more, less, or about the same on financial stability (paying down debt or increasing reserve funds)?”



“Do you think the County should spend more, less, or about the same on the following areas?”



“Do you think the County should spend more, less, or about the same on the following areas?”

Category	Much more	Somewhat more	About the same	Somewhat less	Much less	Not sure
Law enforcement staffing	8.2%	23.5%	42.6%	13.6%	9.6%	2.46%
Law enforcement training and equipment	9.8%	27.8%	41.7%	9.6%	9.5%	1.73%
Criminal courts and the District Attorney's Office	6.9%	17.5%	42.0%	19.4%	11.5%	2.74%
Road maintenance and repairs	24.8%	38.4%	30.9%	4.0%	0.5%	1.41%
Public health services	29.4%	24.4%	35.1%	7.8%	2.0%	1.32%
Economic development programs	17.7%	25.3%	36.3%	12.9%	5.3%	2.49%
Affordable housing incentive programs	27.2%	24.6%	17.6%	19.8%	9.4%	1.48%
Other county services	10.0%	19.8%	45.8%	11.9%	5.9%	6.74%

“Do you think the County should spend more, less, or about the same on the following areas?”  
**Net Favorability—Most to Least Support**

Rank	Category	Net
1	<b>Road maintenance and repairs</b>	<b>+58.7</b>
2	<b>Public health services</b>	<b>+44.0</b>
3	<b>Economic development programs</b>	+24.8
4	<b>Affordable housing programs</b>	+22.6
5	<b>Law enforcement training/equipment</b>	+18.5
6	<b>Other county services</b>	+12.0
7	<b>Law enforcement staffing</b>	+8.5
8	<b>Criminal courts / DA</b>	<b>-6.5</b>

“The County also invests in large projects that last many years. Currently, there is \$690 million allocated in the County’s 10-year Capital Improvements Plan. Do you think the County should spend more, less, or about the same on the following areas?”

Category	Much more	Somewh at more	About the same	Somewh at less	Much less	Not sure
Roads and bridges (\$193M)	10.0%	25.4%	46.7%	13.5%	2.2%	2.3%
Flood control projects (\$110M)	17.5%	29.4%	38.6%	10.0%	2.8%	1.7%
Creeks and trails (\$244M)	9.3%	15.9%	35.1%	24.1%	13.1%	2.5%
Parks (\$74.4M)	13.0%	17.8%	36.7%	19.0%	11.4%	2.1%
County buildings and facilities (\$71.4M)	3.2%	11.4%	37.0%	27.2%	18.2%	3.1%

“The County also invests in large projects that last many years. Currently, there is \$690 million allocated in the County’s 10-year Capital Improvements Plan. Do you think the County should spend more, less, or about the same on the following areas?”

