

# City Council District 8

# City Council District 8

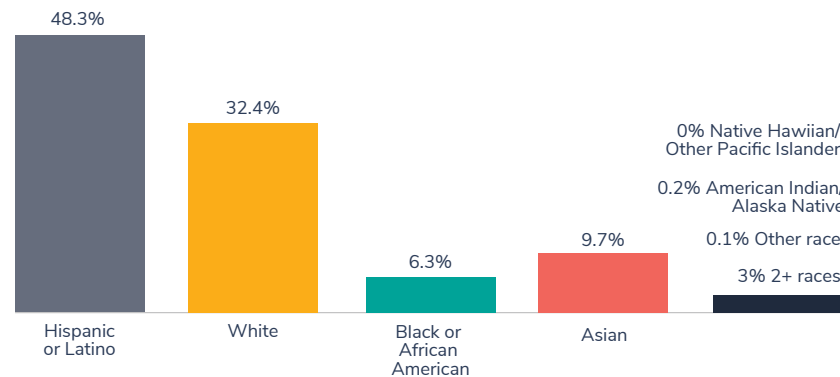
POPULATION (2021) **145,169**

POPULATION WITH A DISABILITY (2021) **10.7%**

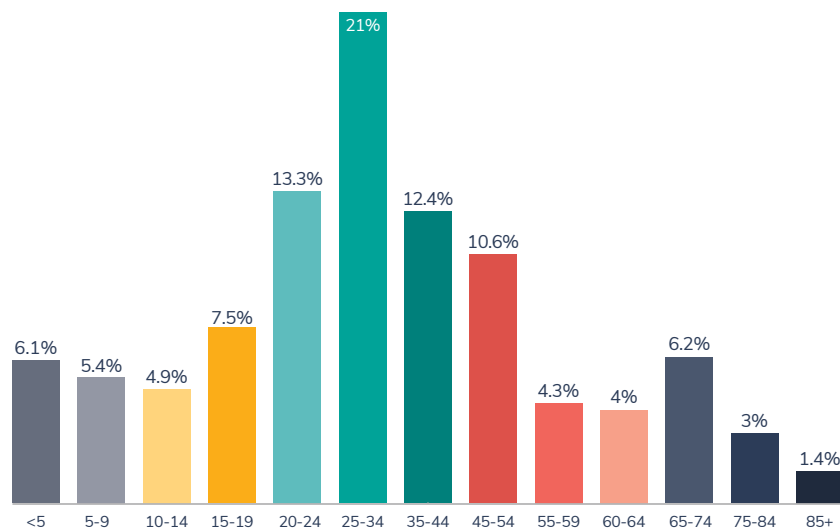
HOUSEHOLDS WITH 1 OR MORE UNDER AGE 18 (2021) **24.4%**

HOUSEHOLDS WITH 1 OR MORE OVER AGE 65 (2021) **18%**

BY RACE/ETHNICITY (2021)



BY AGE GROUP (2021)



**52.4** SQUARE MILES

**Senior Centers**  
Bob Ross Senior Center

**2 Libraries**

**Park & Rides**  
University Park & Ride (currently closed for construction)

**Colleges & Universities**  
The University of Texas at San Antonio (UTSA) Main Campus  
UT Health San Antonio  
The Art Institute of San Antonio  
Baptist Health System School of Health Professions  
Galen College of Nursing

**Landmarks**  
Phil Hardberger Park Land Bridge  
South Texas Medical Center

**27 City Parks**

**115 SA2020 Nonprofit Partners** serving district constituents  
[SA2020.org/partners](https://SA2020.org/partners)

PER CAPITA INCOME (2021) **\$37,461**

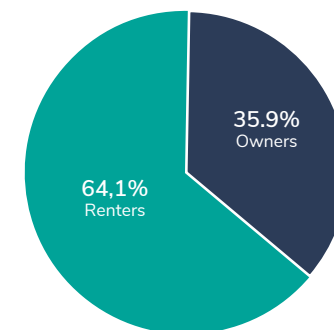
POPULATION LIVING IN POVERTY (2021) **15.5%**

POPULATION AGE <18 LIVING IN POVERTY (2021) **19.5%**

EMPLOYED POPULATION (AGE 19-64) WITHOUT HEALTH INSURANCE (2021)

**15.4%**

OCCUPIED UNITS BY STATUS (2021)



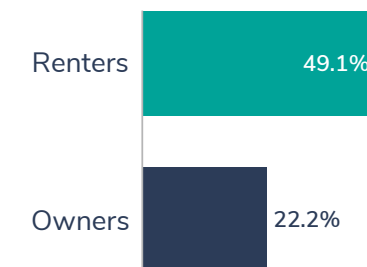
MUNICIPAL ELECTION TURNOUT (2021)

**19.8%**

WORKERS (AGE 16+) USING CARPOOL OR PUBLIC TRANSIT (2021)

**10.3%**

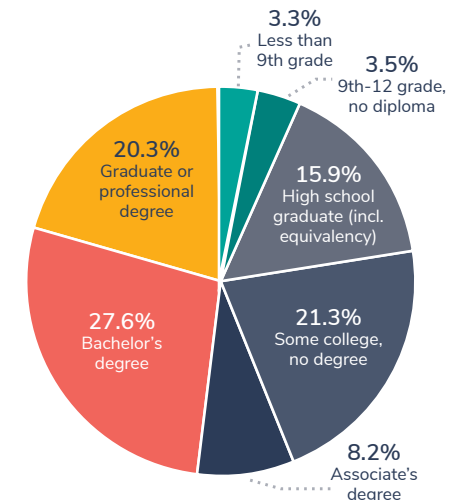
HOUSING COST BURDENED (2021)



MIDTERM ELECTION TURNOUT (2022)

**47.4%**

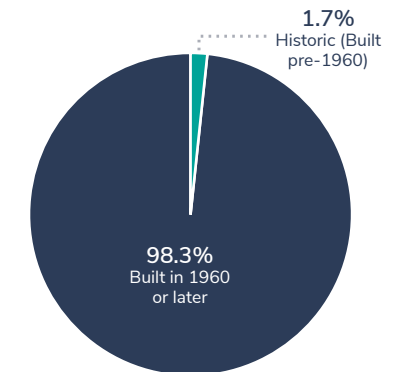
EDUCATIONAL ATTAINMENT (AGE 25+) (2021)



HOUSEHOLDS WITH BROADBAND CONNECTIONS (2021)

**90.6%**

AGE OF HOMES (2021)



REGISTERED VOTERS (2022)

**106,420**