

Bexar County Juvenile Probation

Referral Trends YTD Thru February, 2023

Delinquent Conduct Referrals

Felonies	2017	2018	2019	2020	2021	2022	YTD Thru Feb, 2023	YTD Thru Feb, 2022	# Change	% Change
Violent Referrals										
Murder/Manslaughter	4	6	10	9	12	11	0	2	(2)	-100%
Attempted Murder	0	0	0	0	0	0	0	0	0	n/a
Criminal Neg. Homicide	0	0	0	0	0	0	0	0	0	n/a
Sexual Assault, related	86	133	167	127	176	181	36	27	9	+33%
Robbery	70	59	125	89	78	96	27	15	12	+80%
Aggravated Assault	230	246	273	176	181	234	39	36	3	+8%
Total Violent Referrals:	390	444	575	401	447	522	102	80	22	+27.5%
Non-Violent Referrals										
Burglary	121	65	76	66	52	53	5	16	(11)	-69%
Theft	31	18	26	24	20	24	4	0	4	n/a
Motor Vehicle Theft/UUMV	69	84	112	116	69	89	37	11	26	+236%
Arson	9	13	10	6	13	14	0	1	(1)	-100%
Drug Offenses	129	162	276	116	207	614	187	63	124	+197%
Criminal Mischief-Graffiti	0	2	1	0	4	1	0	0	0	n/a
Weapons Violations	33	20	24	5	15	24	8	3	5	+167%
Other	119	176	173	102	103	184	41	26	15	+58%
Total Non-Violent Referrals:	511	540	698	435	483	1,003	282	120	162	+135.0%
Total Felonies:	901	984	1,273	836	930	1,525	384	200	184	+92.0%

Class A & B Misdemeanors	2017	2018	2019	2020	2021	2022	YTD Thru Feb, 2023	YTD Thru Feb, 2022	# Change	% Change
Assault	816	748	819	532	580	808	150	131	19	+15%
Criminal Mischief	130	85	113	60	51	42	4	8	(4)	-50%
Criminal Mischief-Graffiti	11	8	1	4	1	8	0	6	(6)	-100%
Criminal Trespass	158	123	106	60	28	33	5	5	0	+0%
Evade/Resist/Hinder Arrest	310	293	334	148	120	177	38	18	20	+111%
Possession of Marijuana	731	725	618	210	198	210	27	33	(6)	-18%
Theft	312	252	244	81	48	115	20	14	6	+43%
Contempt of Court	0	0	0	0	0	0	0	0	0	n/a
Drugs - Other	84	48	41	22	12	23	3	1	2	+200%
Burglary - Vehicle	39	41	53	44	24	29	6	4	2	+50%
Other	168	220	259	162	177	259	56	39	17	+44%
Violations of Probation	651	719	544	255	266	318	67	45	22	+49%
Total Class A & B Misdemeanors:	3,410	3,262	3,132	1,578	1,505	2,022	376	304	72	+23.7%

Total Felonies	901	984	1,273	836	930	1,525	384	200	184	+92.0%
Total Class A & B Misdemeanors	3,410	3,262	3,132	1,578	1,505	2,022	376	304	72	+23.7%
Total Delinquent Conduct Referrals:	4,311	4,246	4,405	2,414	2,435	3,547	760	504	256	+51%

CINS Referrals

CINS Referrals	2017	2018	2019	2020	2021	2022	YTD Thru Feb, 2023	YTD Thru Feb, 2022	# Change	% Change
Runaway	48	0	1	0	0	0	0	0	0	n/a
Truancy	0	0	0	0	0	0	0	0	0	n/a
Contempt of Court	0	1	0	0	0	0	0	0	0	n/a
Liquor Laws	0	0	0	0	0	0	0	0	0	n/a
Expulsions	0	0	0	0	0	0	0	0	0	n/a
Other	35	10	25	56	33	41	4	6	(2)	-33%
Total CINS Referrals:	83	11	26	56	33	41	4	6	(2)	-33.3%

Referrals

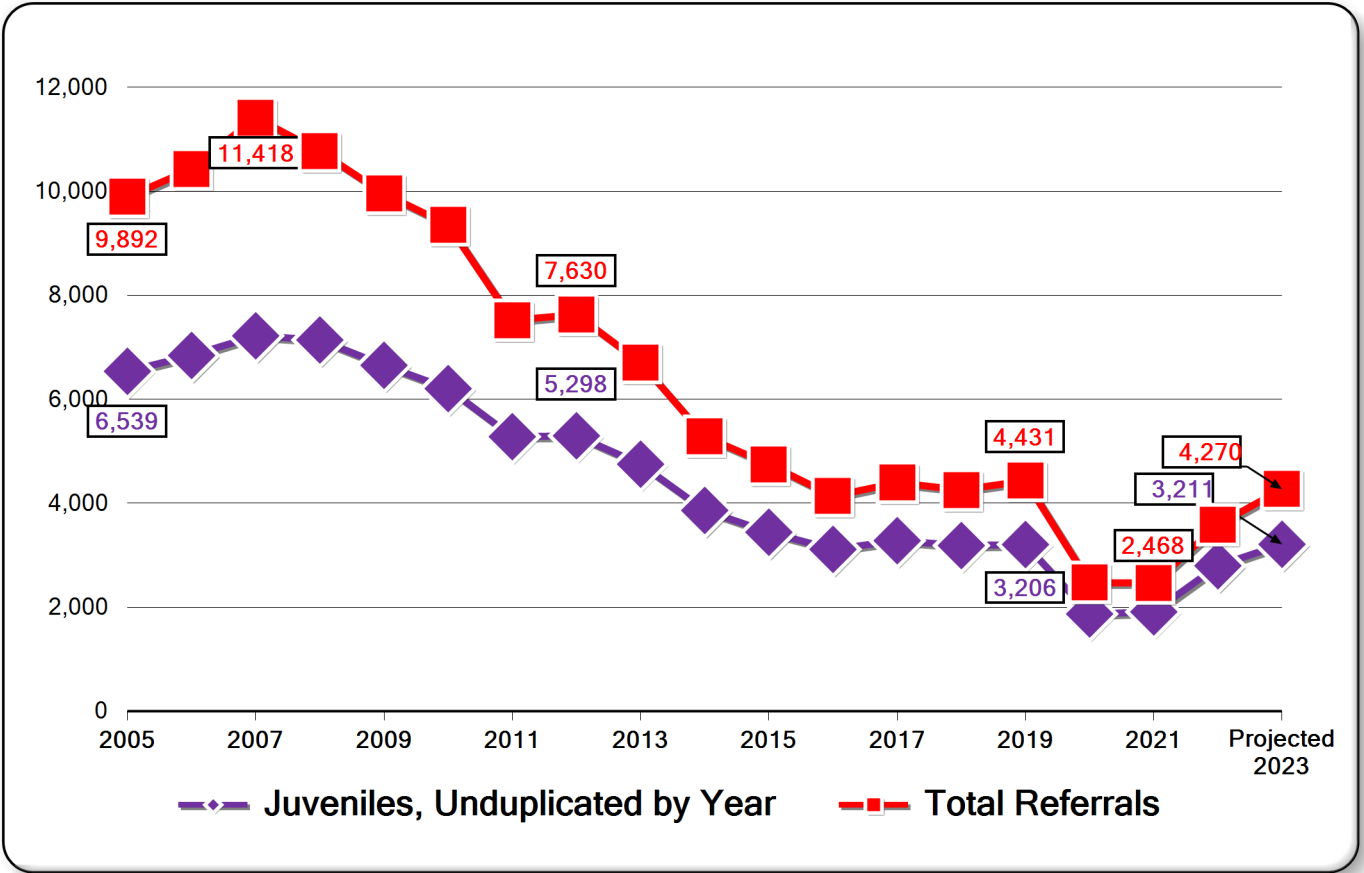
Referrals	2017	2018	2019	2020	2021	2022	YTD Thru Feb, 2023	YTD Thru Feb, 2022	# Change	% Change
Total Felonies	901	984	1,273	836	930	1,525	384	200	184	+92.0%
Total Class A & B Misdemeanors	3,410	3,262	3,132	1,578	1,505	2,022	376	304	72	+23.7%
Total CINS Referrals:	83	11	26	56	33	41	4	6	(2)	-33.3%
Total Referrals:	4,394	4,257	4,431	2,470	2,468	3,588	764	510	254	+50%

Total Juveniles:	3,280	3,186	3,206	1,870	1,911	2,798	696	490	206	+42.0%
-------------------------	--------------	--------------	--------------	--------------	--------------	--------------	------------	------------	------------	---------------

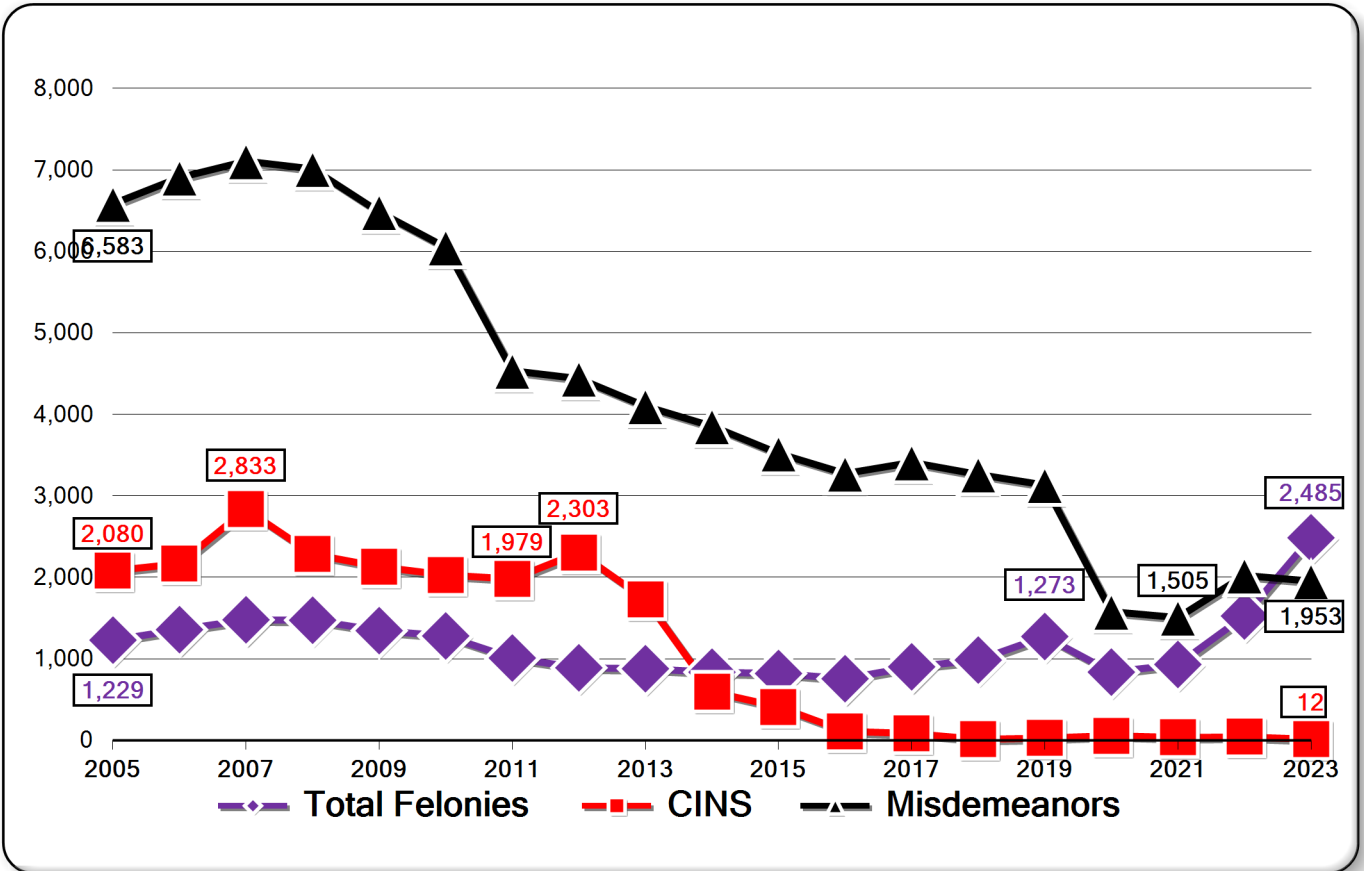
Bexar County Juvenile Probation

3/6/2023

Referral Trends through February, 2023

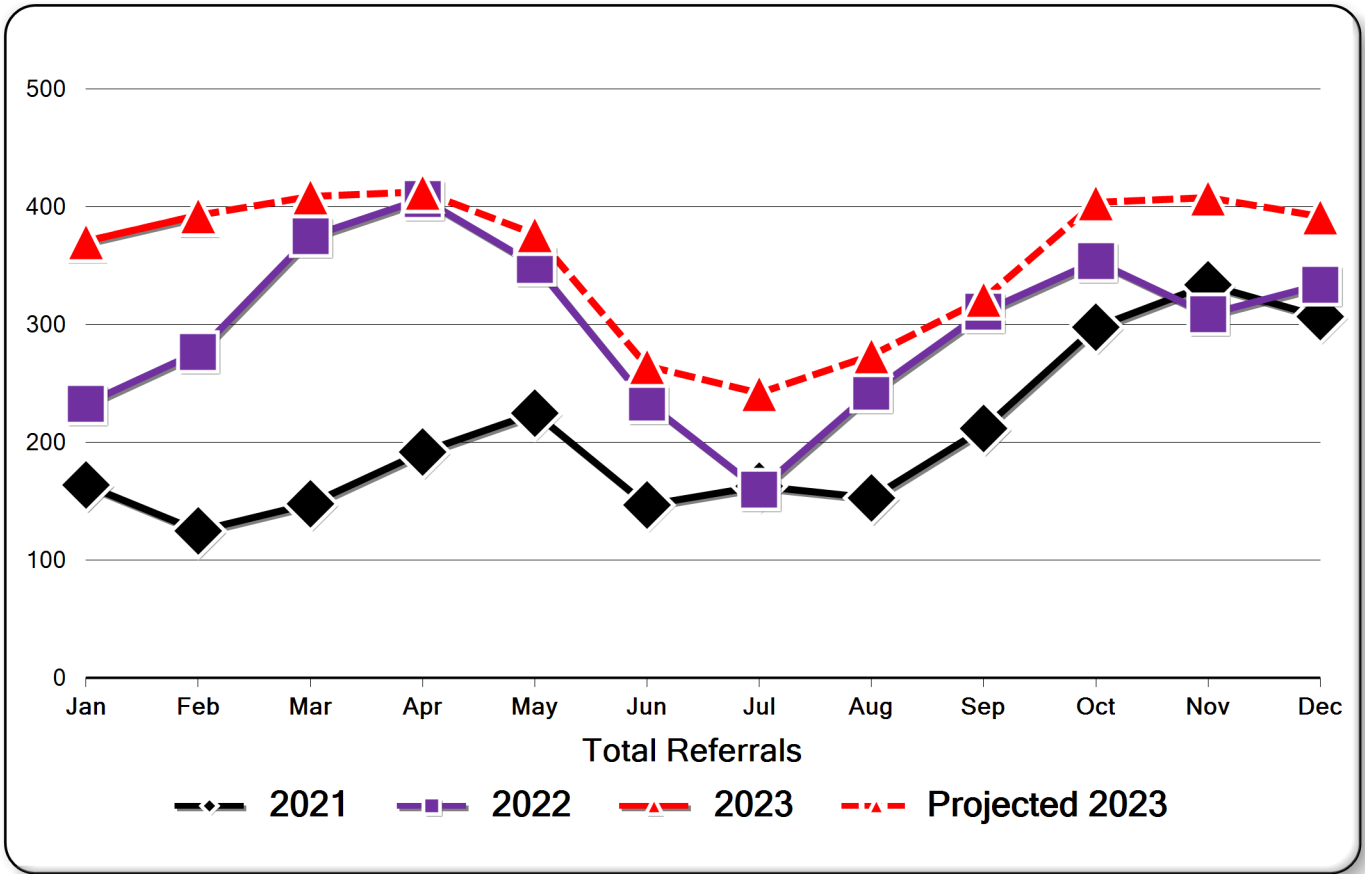


Referral Trends through February, 2023

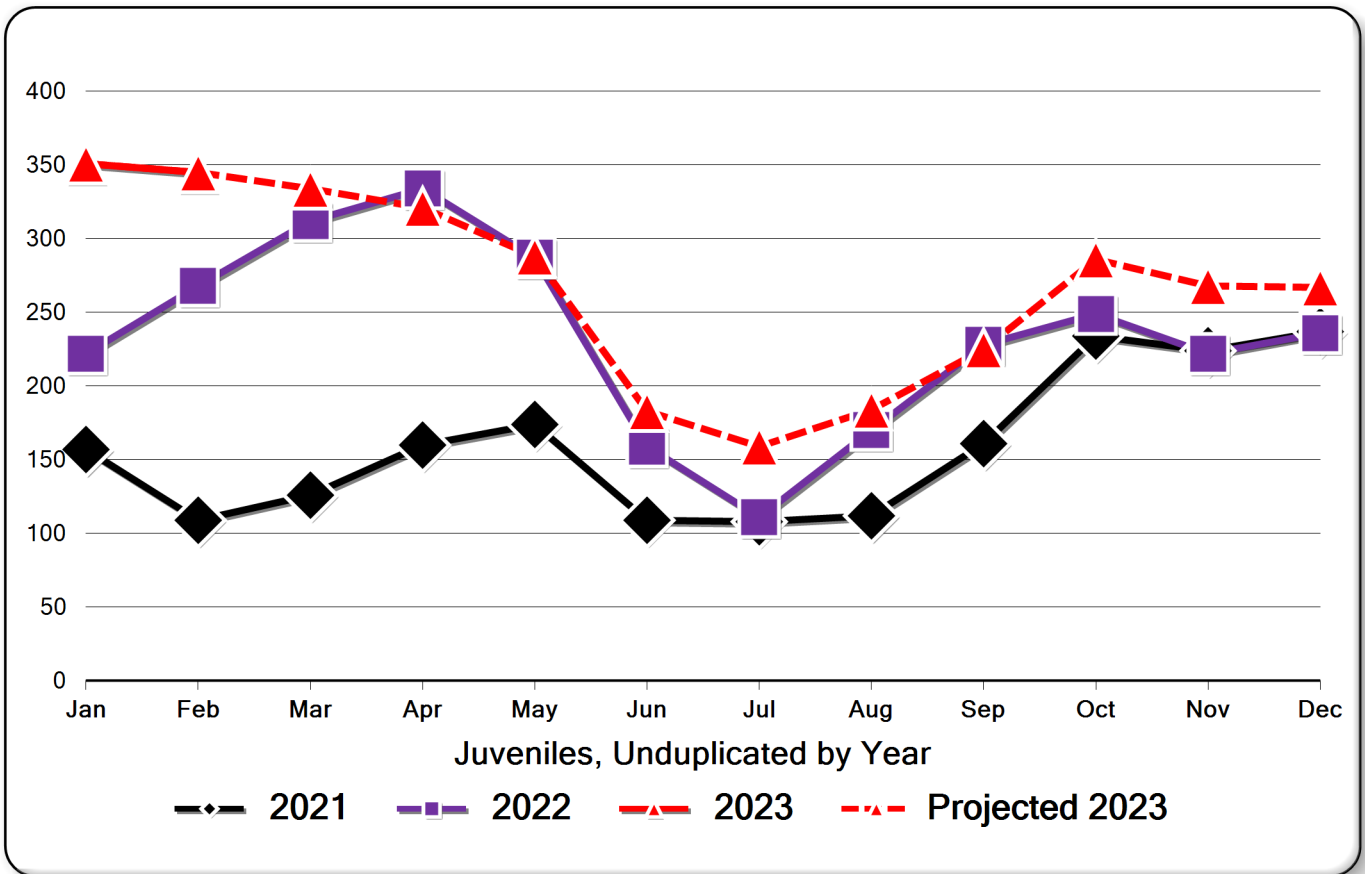


**Bexar County Juvenile Probation
3/6/2023**

Referral Trends through February, 2023

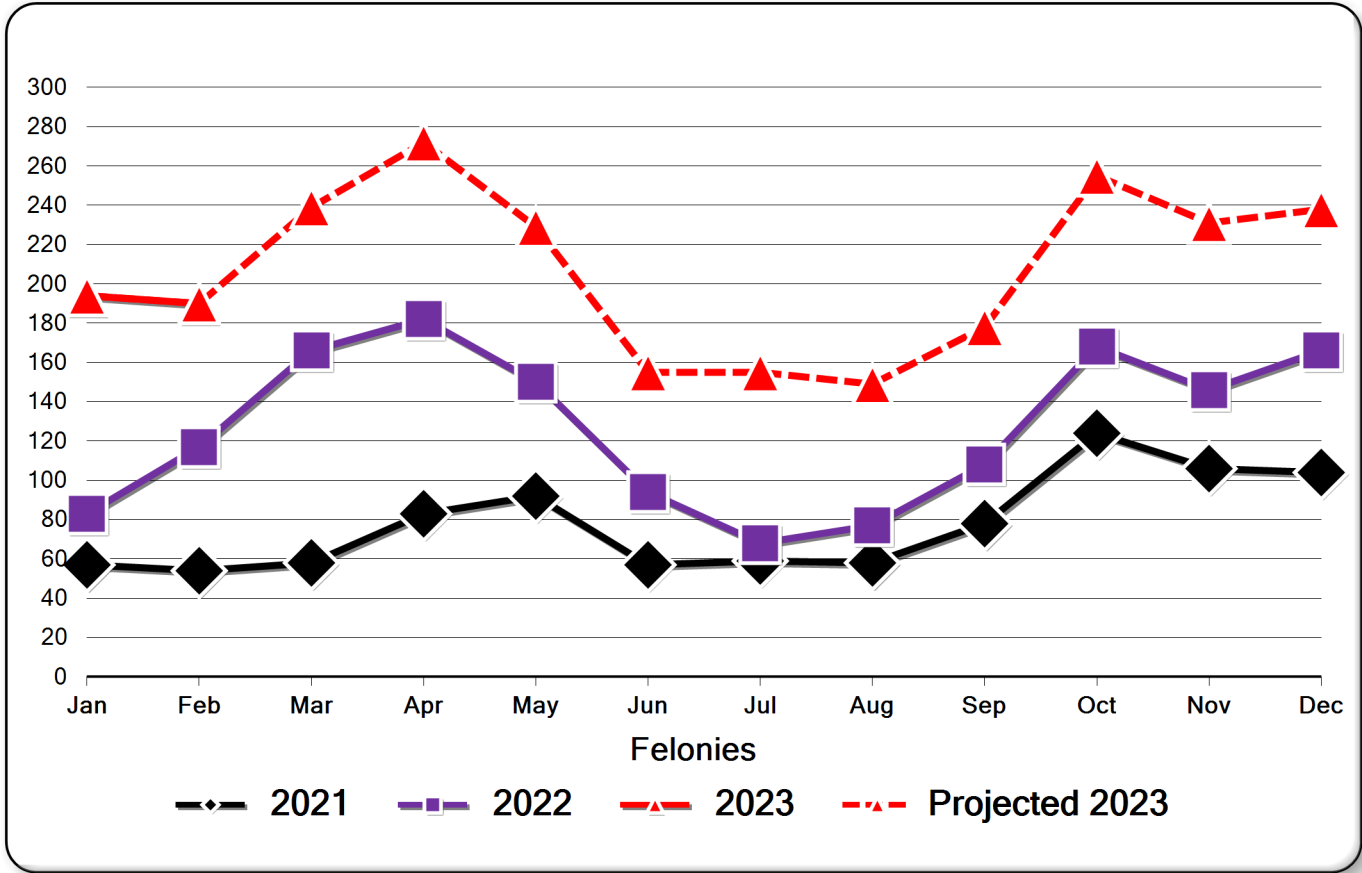


Referral Trends through February, 2023

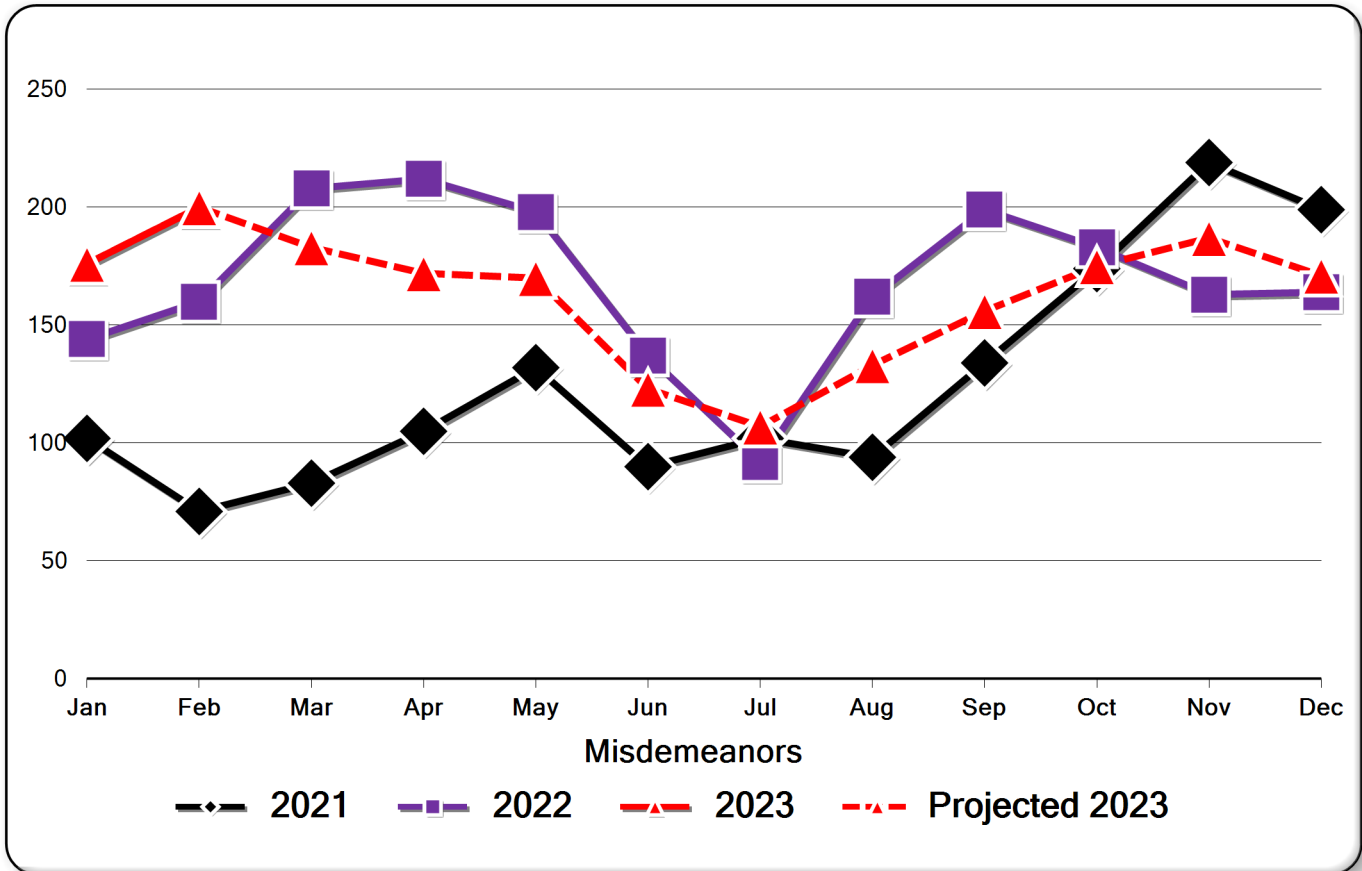


Bexar County Juvenile Probation 3/6/2023

Referral Trends through February, 2023

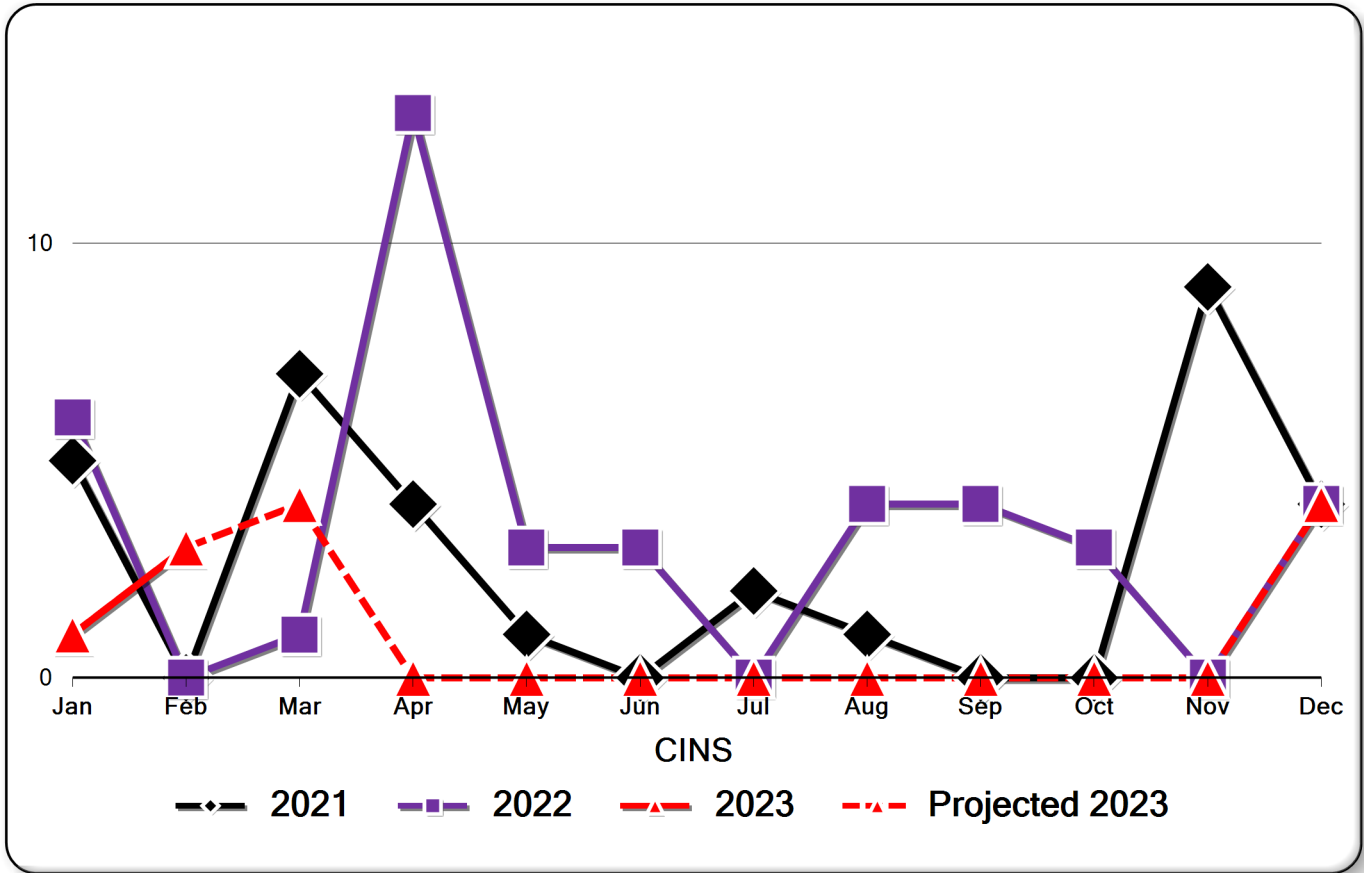


Referral Trends through February, 2023



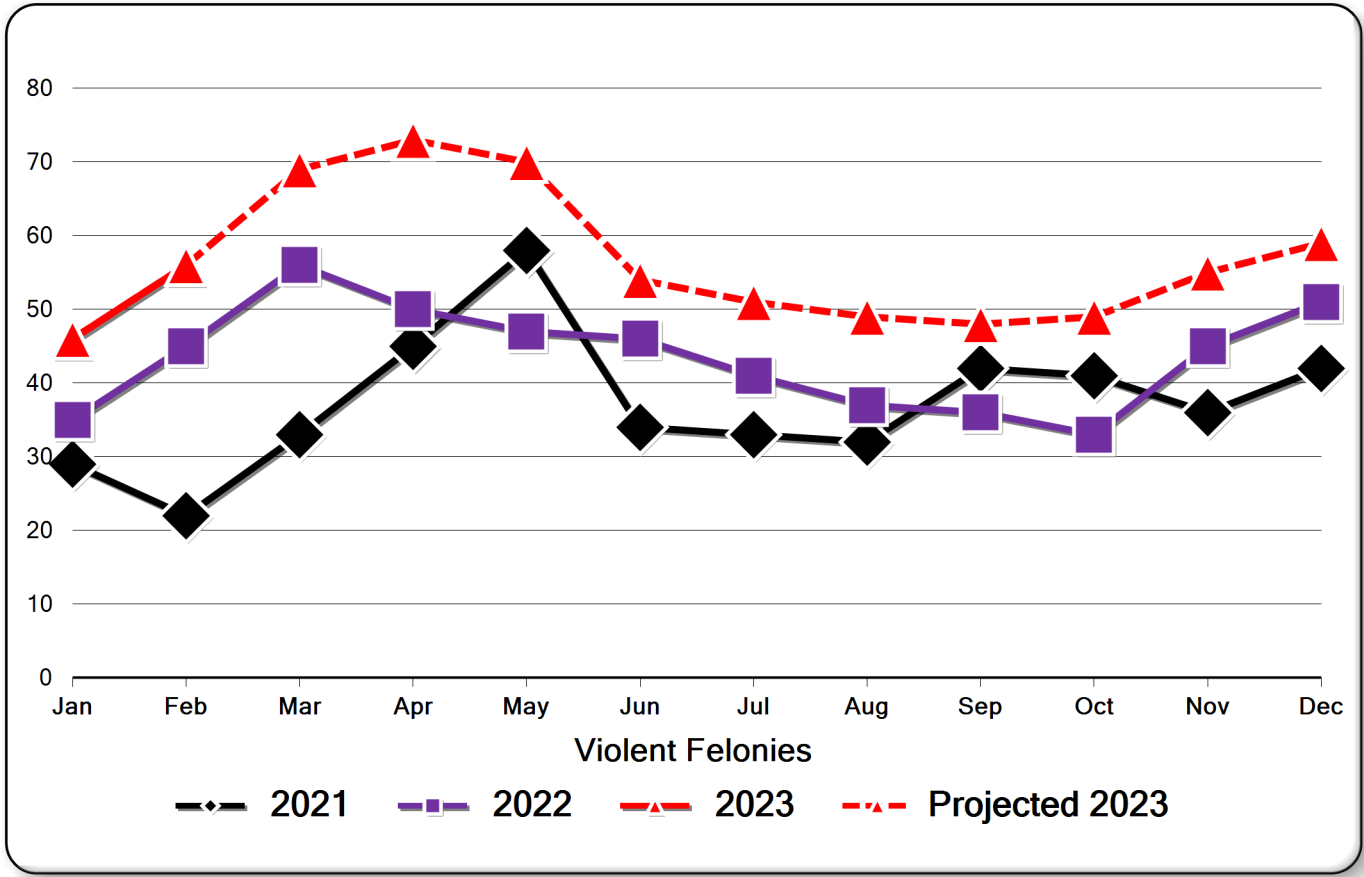
Bexar County Juvenile Probation
3/6/2023

Referral Trends through February, 2023



Bexar County Juvenile Probation
3/6/2023

Referral Trends through February, 2023



Referral Trends through February, 2023

